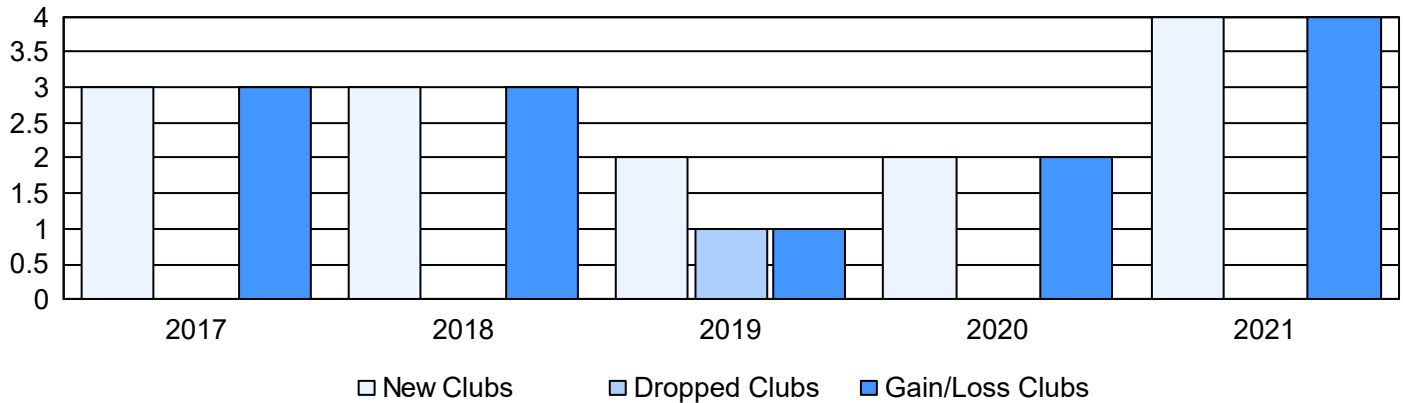
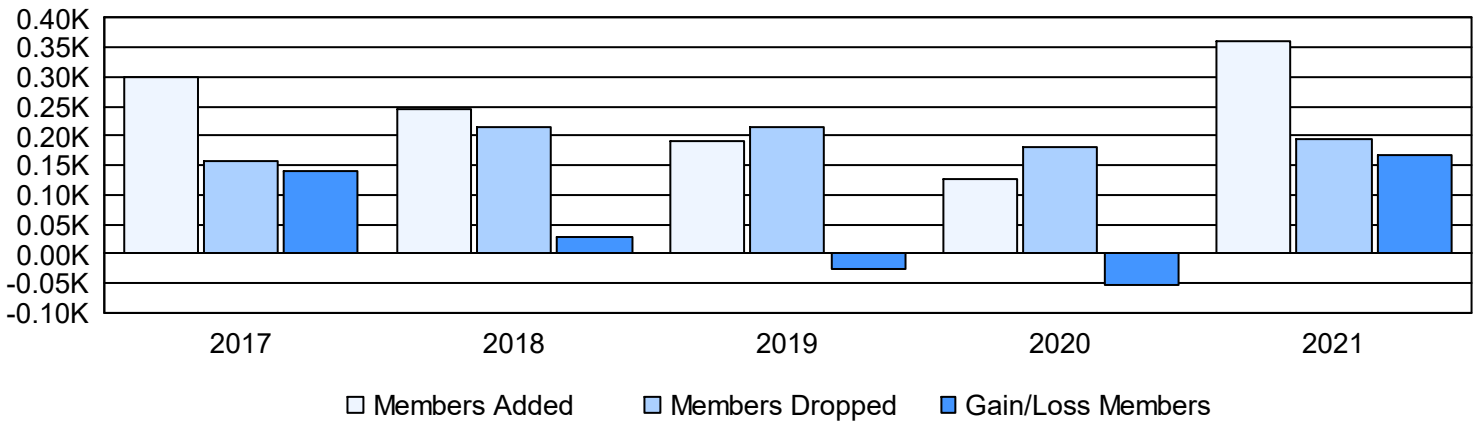


Year	New Clubs	Dropped Clubs	Gain/ Loss Clubs	New Members	Charter Members	Reinstate Members	Transfer Members	Total Member Added	Total Members Dropped	Gain/ Loss Members
2016-2017	3	0	3	190	88	16	5	299	158	141
2017-2018	3	0	3	148	82	9	5	244	214	30
2018-2019	2	1	1	123	59	7	1	190	216	-26
2019-2020	2	0	2	64	50	8	4	126	180	-54
2020-2021	4	0	4	217	122	22	1	362	193	169
Average	3	0	3	148	80	12	3	244	192	52

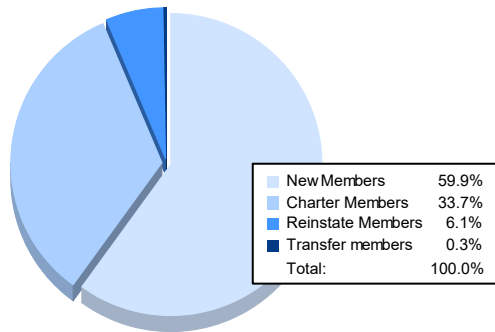
Clubs



Members



Membership Composition June 2021 Cumulative



Gender Composition June 2021 Cumulative

